

A July 21, 2011 article in the *Alabama Baptist* told the heartbreaking story of a family who lost their home and belongings to the April 27 tornado that hit Chalybeate Springs in Lawrence County, Alabama. A short mention of a young girl clutching a tattered teddy bear rescued from the rubble led to an idea for a book to use with children dealing with loss and the emotions after a tornado.

The Tattered Teddy tells the story from the perspective of the teddy bear and his rabbit friend, Razzle Rabbit. The teddy bear is left unnamed to allow each child to give a name to his/her own crafted paper teddy bear. The book ends when a little girl appears, ending the “conversation” between *The Tattered Teddy* and Razzle Rabbit. The introduction of the child at the end of the story highlights reality and makes it possible to move easily into conversation with the children about their own experiences.

Included in the book is the story, a short glossary, a tornado safety list, some suggested questions, Bible thoughts, and activities which include a cut-and-stuff paper teddy bear (***print extra front and back pages of the book***), a color and sew bear, pin-the-tail on the teddy game, a paper tea set, and cup sleeves for 3 ounce cups that can be used for juice or small candies.

Supplies needed in addition to the book are:

- *Scissors
- *Paper punch
- *Glue (school glue or stronger-for stuffing and gluing the stuffed teddy)
- *Crayons
- *Yarn or string and very large plastic needles for sewing

Optional Supplies:

- *Google eyes
- *Pom-poms for tail
- *Cotton stuffing
- *3 ounce cups to use with cup sleeves,
- *Juice, and candy (gummy bears!)
- *Blindfold for pin-the-tail on the teddy game

PRINTING INSTRUCTIONS:

The book is formatted to be printed on front and back sides of cardstock. Print odd numbered pages on one side of the cardstock and even numbered pages on the back: 3-4, 5-6, 7-8, 9-10, 11-12 ***of this document***. Because all the other pages are activity pages, they need to be printed on single sheets of cardstock: book front, book back, color and sew, tea set, and cup sleeves.

*Picture sources:


Wikipedia Commons-tornado picture

noaa.gov/images/jan/Weather_Events/2010/04242010/EagleLake/Pictures/100_4502.jpg

Wikipedia Commons --Rabbit warren

Brammers |Date=2009-09-18

The Tattered Teddy




Copyright © 2012
Beverly Jennings


Written and
illustrated by
Beverly Jennings

Permission to print book


Teddy, you look fearfully frazzled today.




I am, Razzle Rabbit. I had a frightening experience that left me terribly tattered.




Please do have a cup
of tea. You will feel
better. You will see.





I will have a sip of tea,
and I will tell you what
happened to me.





Some called it a twister.
Some called it a tornado.
They found me in a tree.
That is all I know.

I was really frightened.
I was all alone.
When I looked around,
everything was gone.



One day, I heard a shout.
I wondered what it was about.

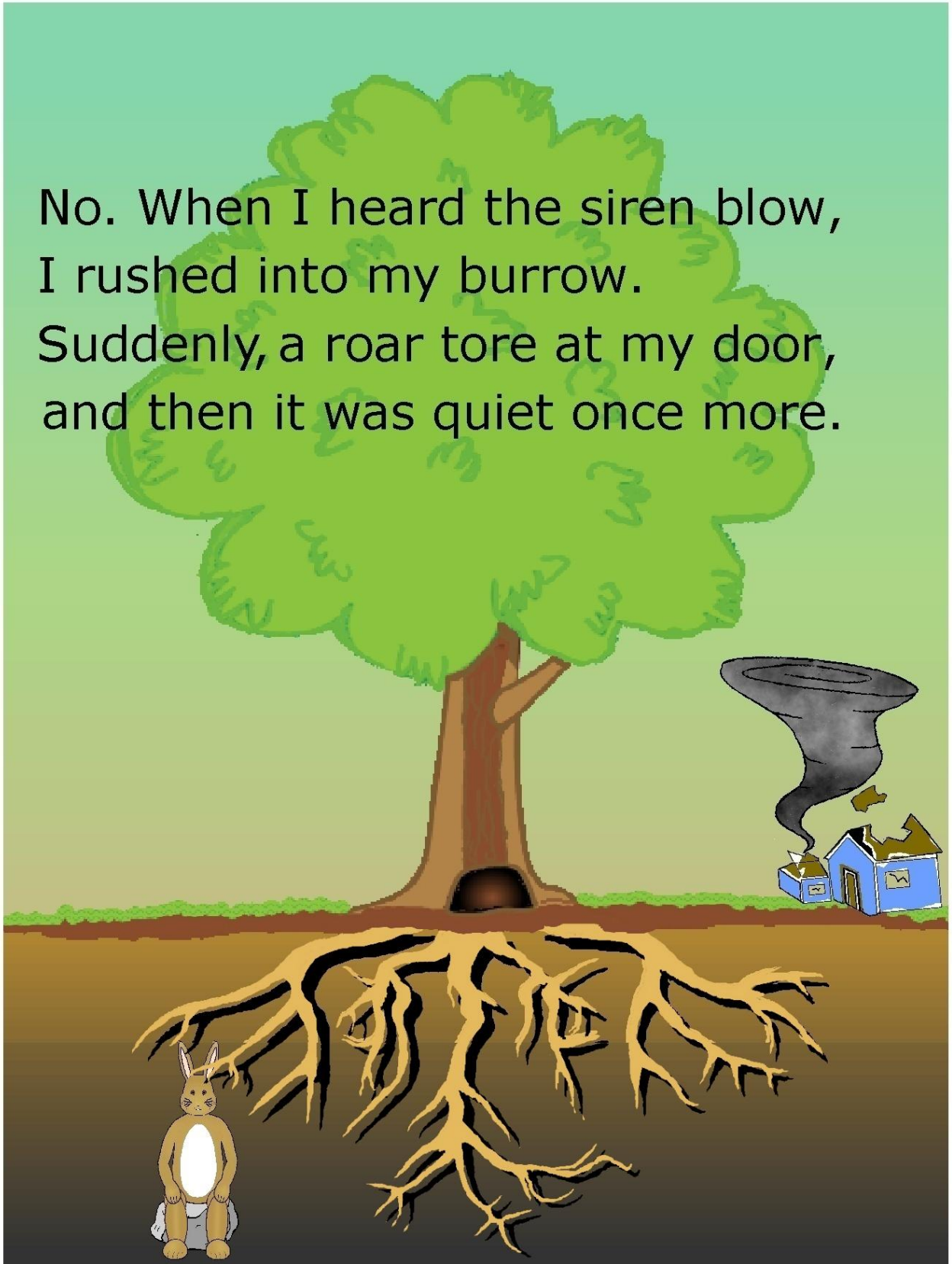
“Look! A tattered teddy
sitting in a tree!”

It was then I knew
that they had found me.


Tell me, Razzle Rabbit,
How did you escape?
Were you on vacation
in another state?




No. When I heard the siren blow,
I rushed into my burrow.
Suddenly, a roar tore at my door,
and then it was quiet once more.



Shhh, Razzle! I hear
someone coming!





Mama, I'm
so glad
they found
my teddy
and I am
so thankful
for the new
rabbit toy
too.

I think they
will be the
best of
friends.

Glossary

***frazzled**-very tired and upset.

***tattered**-torn badly.

***tornado**-fast spinning air that is shaped like a funnel. It is very dangerous.

***twister**-another name for tornado.

***safe place**-in a basement or center of a building away from windows.

Tornado safety

Listen to the warning sirens.

Have a safe place to go.

Keep supplies there. Make a list of things you might need such as a flashlight, water, battery operated radio, Bible, teddy bear.

Go quickly. Do not go back for anything you forgot.

Follow directions of parents or adults.

Stay in a safe place until danger is over.

Questions

How do you think teddy felt all alone in the tree?

How did teddy feel when found?

How did teddy feel when invited to tea by Razzle Rabbit?

How did teddy feel when Razzle Rabbit wanted to listen to the story about the tornado?

Where was Razzle Rabbit when the tornado came? Why was it a good place to be?

What can you do to be ready for a tornado?

What can you do to help someone who has been a tornado?

Bible Thoughts


“God is near.” Isaiah 55:6

“Pray for one another.” James 5:16

“God helps me. I will not be afraid.” Hebrews 13:6

“Jesus said, ‘Go and help others.’” Luke 10:37

For best results print on card stock.










Permission to print

* **Craft ideas-Cut out the front and the back teddy bears and glue them together, adding a little cotton between the layers for a padded teddy. If desired, add google eyes, 3D bow, and a pom pom tail.**


* **Game Idea- cut out the extra tails, add double stick tape or folded over tape and play a table top version of pin the tail on the teddy bear.**

Color and Sew Bear





for left handed child



**TEA
SET**

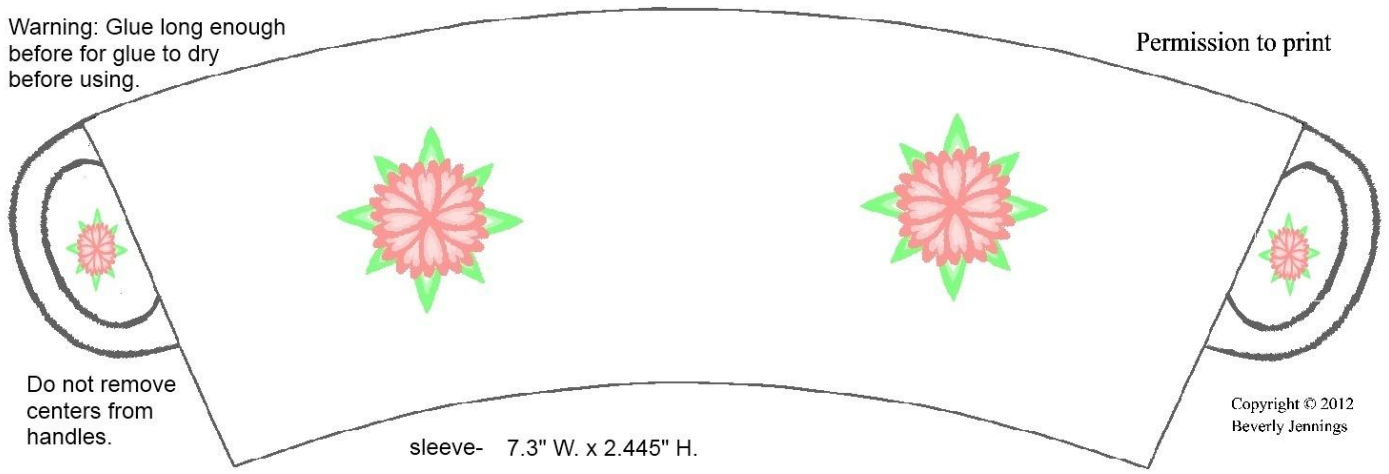
**For best
results
print on
card stock.**

Copyright © 2012
Beverly Jennings

Permission to print

Warning: Glue long enough before for glue to dry before using.

Permission to print



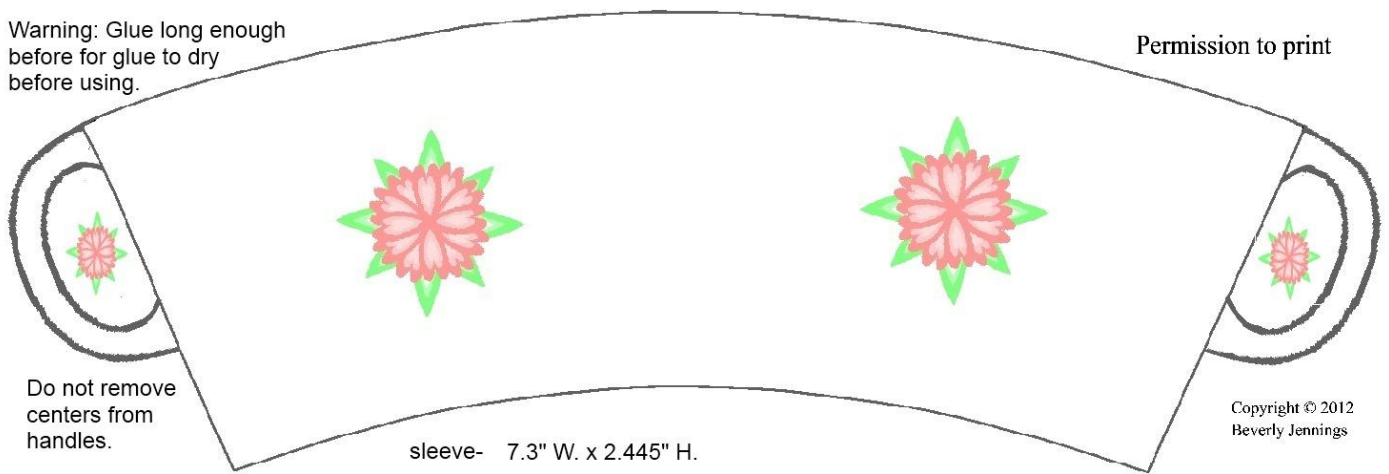
Do not remove centers from handles.

sleeve- 7.3" W. x 2.445" H.

Copyright © 2012
Beverly Jennings

Warning: Glue long enough before for glue to dry before using.

Permission to print



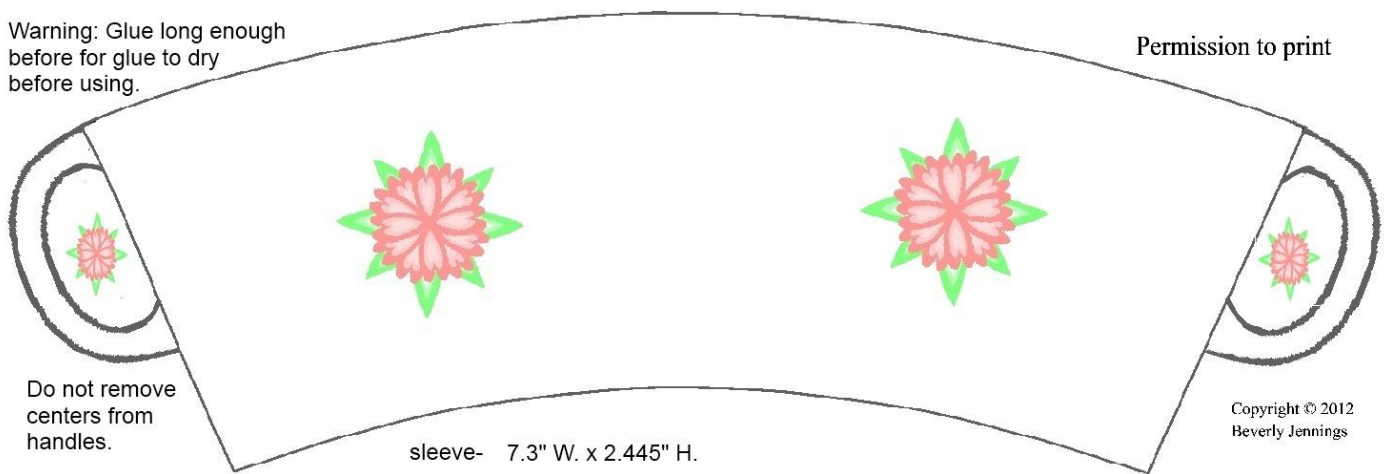
Do not remove centers from handles.

sleeve- 7.3" W. x 2.445" H.

Copyright © 2012
Beverly Jennings

Warning: Glue long enough before for glue to dry before using.

Permission to print



Do not remove centers from handles.

sleeve- 7.3" W. x 2.445" H.


Copyright © 2012
Beverly Jennings

PRINT ON CARDSTOCK

Because print outcome may vary from the size that the sleeves should be, the correct size is shown for adjustments.

Copyright © 2012
Beverly Jennings

The Tattered Teddy




BOY'S
COPY

Copyright © 2012
Beverly Jennings

Written and
illustrated by
Beverly Jennings

Permission to print book

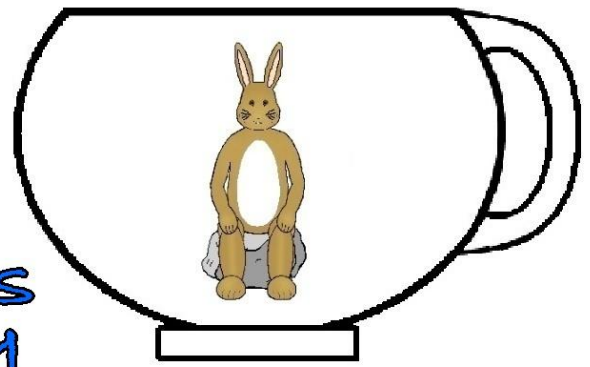
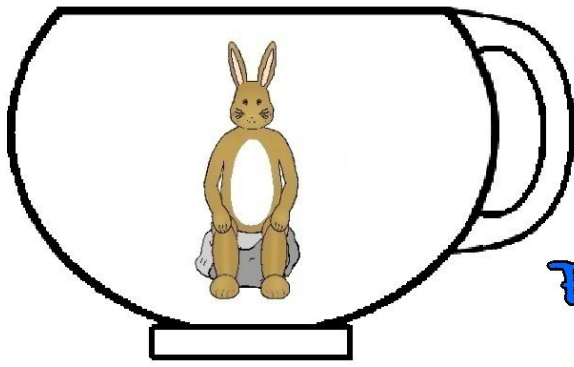
For best results print on card stock.




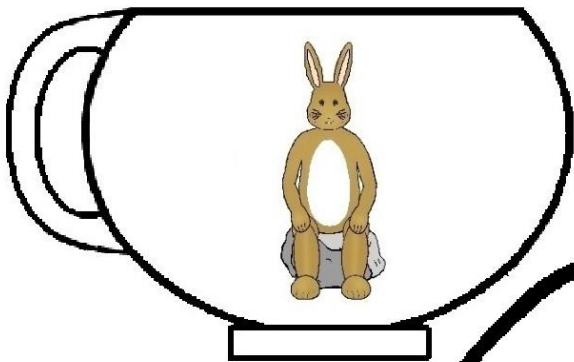

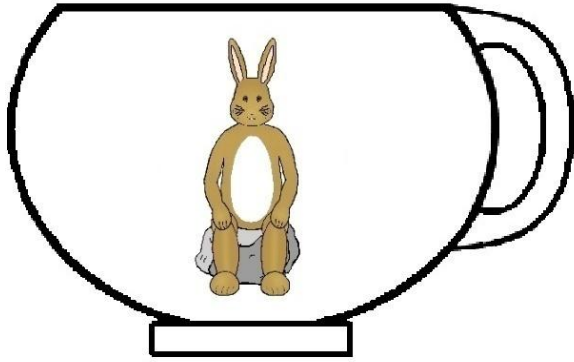
Permission to print

* **Craft ideas-Cut out the front and the back teddy bears and glue them together, adding a little cotton between the layers for a padded teddy. If desired, add google eyes, 3D bow, and a pom pom tail.**

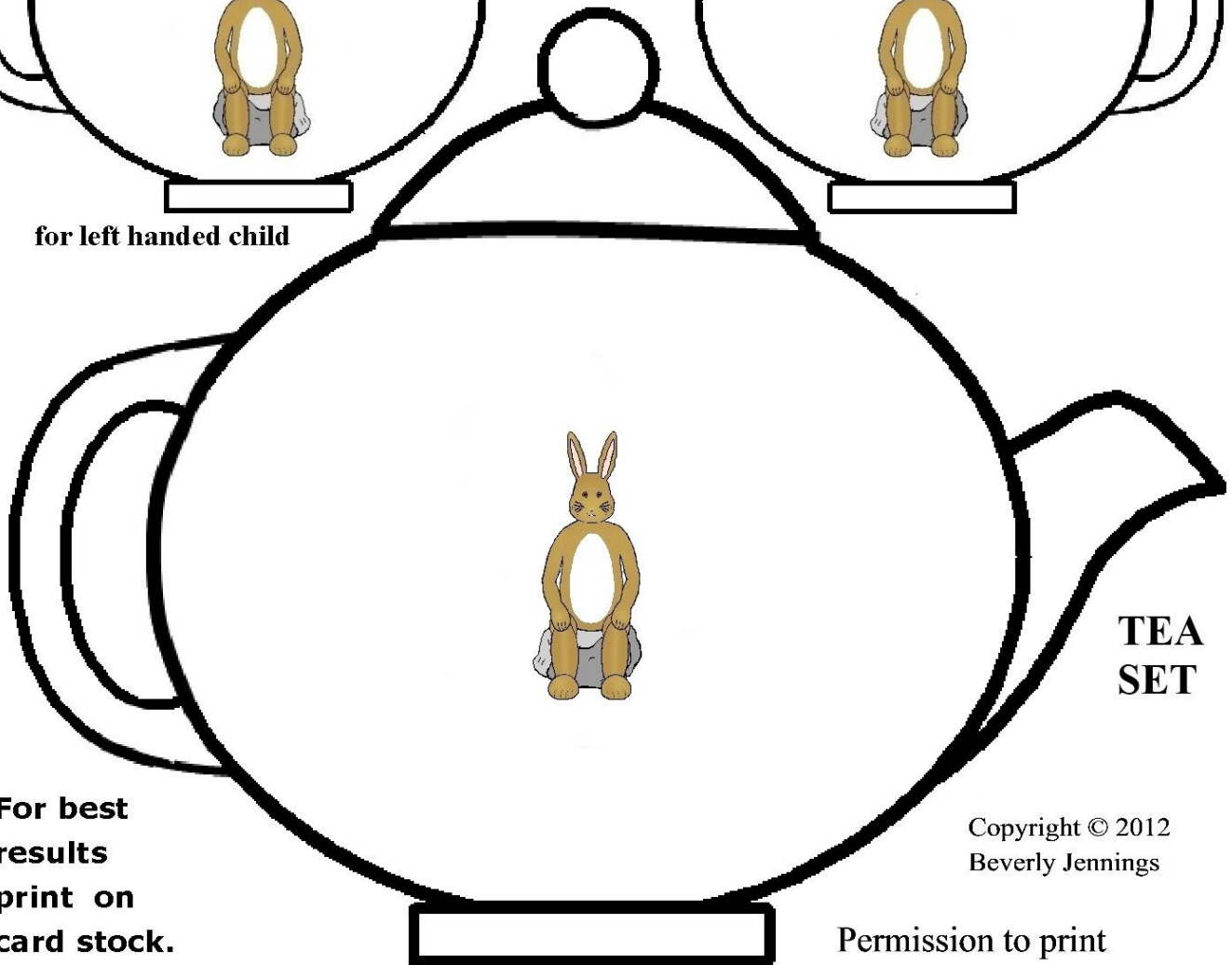
* **Game Idea- cut out the extra tails, add double stick tape or folded over tape and play a table top version of pin the tail on the teddy bear.**



BOY'S
COPY



for left handed child



TEA
SET

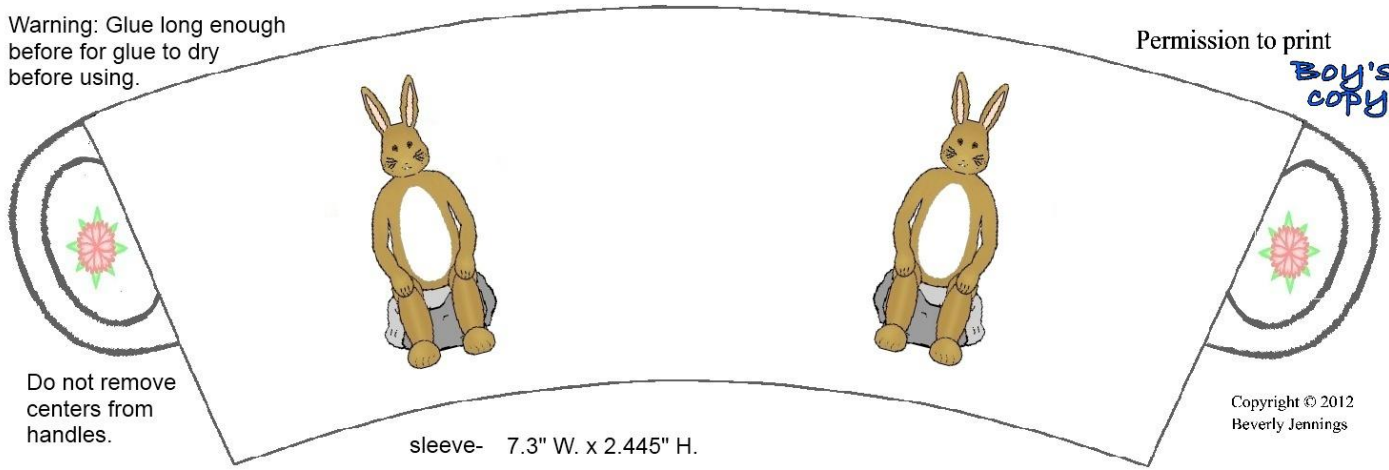
For best
results
print on
card stock.

Copyright © 2012
Beverly Jennings

Permission to print

Warning: Glue long enough before for glue to dry before using.

Permission to print
BOY'S COPY



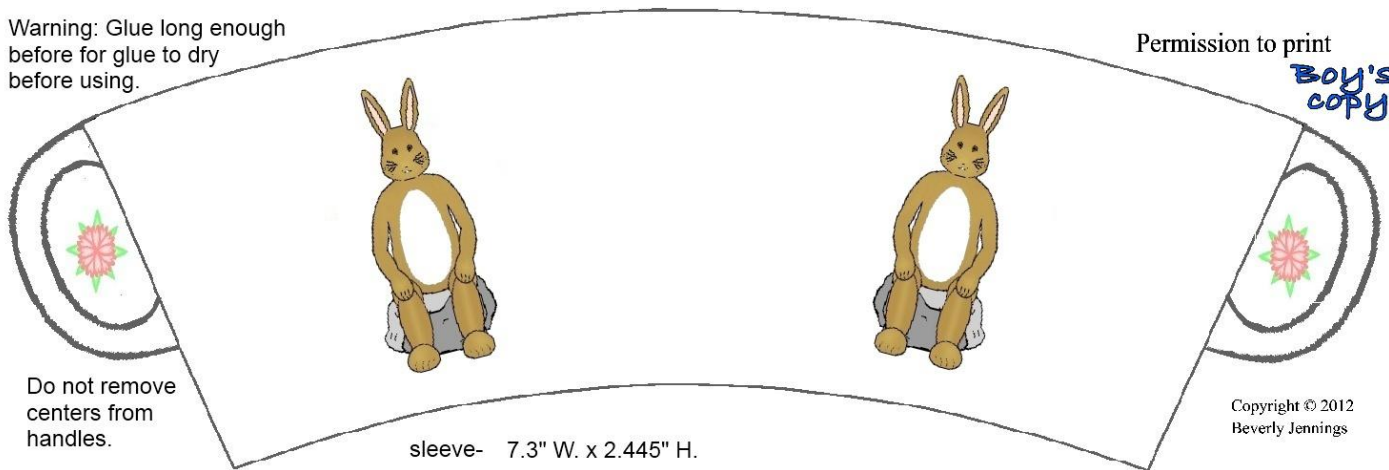
Do not remove centers from handles.

sleeve- 7.3" W. x 2.445" H.

Copyright © 2012
Beverly Jennings

Warning: Glue long enough before for glue to dry before using.

Permission to print
BOY'S COPY



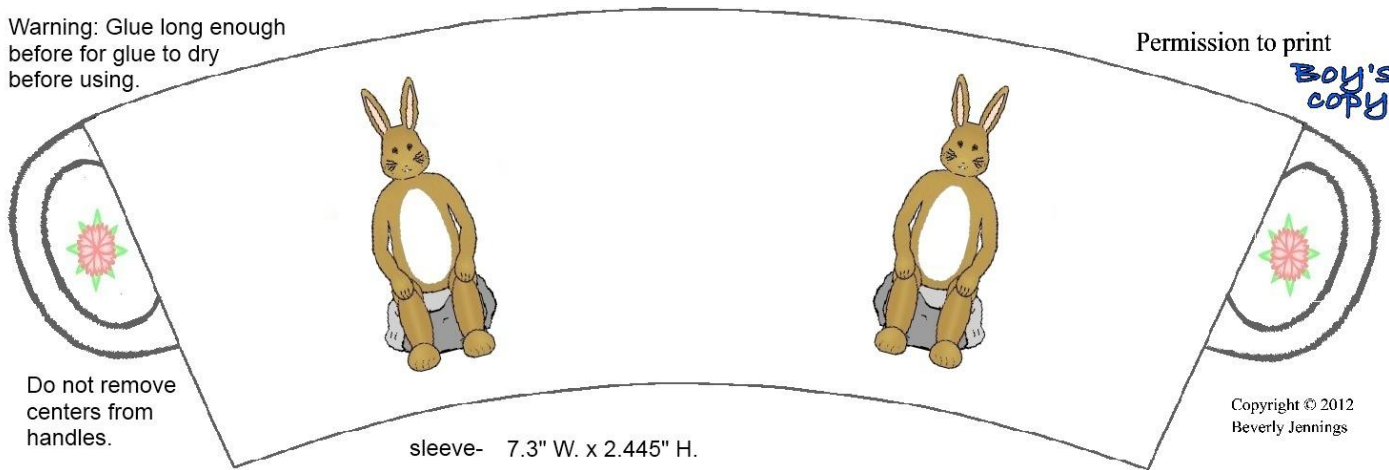
Do not remove centers from handles.

sleeve- 7.3" W. x 2.445" H.

Copyright © 2012
Beverly Jennings

Warning: Glue long enough before for glue to dry before using.

Permission to print
BOY'S COPY



Do not remove centers from handles.

sleeve- 7.3" W. x 2.445" H.

Copyright © 2012
Beverly Jennings

PRINT ON CARDSTOCK

Permission to print

Because print outcome may vary from the size that the sleeves should be, the correct size is shown for adjustments.

Copyright © 2012
Beverly Jennings